



NATA LIGHTING CO.,LTD.
www.nata.cn
Email:info@nata.com
Tel:+86-750-3770000 Fax:+86-750-3771111
Address:380JinOu Road,GaoXin Zone,Jiang Men City,Guangdong,China

NATA

Client:

LumCAT: 2-2641-L

Luminaire: 92.70.411.00

Report No: 2023718-B012

Ballast type: AC

Test No: 2023718-C012

Voltage(V): 35.570

LampCAT: SLM C 1205 L13 2024 G7 HE+

Current(A): 0.480

Lamp flux(lm): 2636.6

Power (W): 17.073

Number of Lamps: 1

PF: 0.000

Length(mm): 0

Width(mm): 0

Phm Type: C

Height(mm): 0

Photometric Results

Lumens(lm): 2432.99, Efficiency(%): 92.28% , Luminous Efficacy(lm/W): 142.51

Central intensity(cd): 5589.966, Maximum intensity(cd): 5589.966

Angle of maximum intensity: C=0.0 γ =0.0

Beam Angle(50%Imax): [C0/180]Total=35.8

[C90/270]Total=35.8

Field angle(10%Imax): [C0/180]Total=64.6

[C90/270]Total=64.6

Maximum s/h(1/2): C0_180=0.58 C90_270=0.58

Maximum s/h(1/4): C0_180=0.60 C90_270=0.60

Up flux rate of lamp(%): 0.00%

Down flux rate of lamp(%): 92.28%

Up flux rate of LUM(%): - -

Down flux rate of LUM(%): 100.00%

CIE Type : Direct lighting

Output flux ratio in π solid angle : 97.993%

$\gamma(^{\circ})$	Average I(cd)	Zonal F(lm)	Sum F(lm)	Eff Flux(%)	Eff Sum(%)
0.0	5589.966	0.000	0	0.00%	0.00%
1.0	5575.298	5.342	5.342	0.20%	0.22%
2.0	5538.487	15.952	21.294	0.61%	0.88%
3.0	5474.485	26.339	47.633	1.00%	1.96%
4.0	5384.397	36.348	83.981	1.38%	3.45%
5.0	5281.232	45.883	129.864	1.74%	5.34%
6.0	5150.251	54.820	184.685	2.08%	7.59%
7.0	5015.119	63.096	247.781	2.39%	10.18%
8.0	4861.444	70.685	318.466	2.68%	13.09%
9.0	4667.153	77.224	395.69	2.93%	16.26%
10.0	4481.856	82.795	478.485	3.14%	19.67%
11.0	4275.388	87.503	565.988	3.32%	23.26%
12.0	4068.434	91.210	657.198	3.46%	27.01%
13.0	3867.639	94.181	751.379	3.57%	30.88%
14.0	3642.765	96.133	847.511	3.65%	34.83%
15.0	3445.775	97.315	944.826	3.69%	38.83%
16.0	3218.964	97.657	1042.483	3.70%	42.85%
17.0	3005.922	96.938	1139.421	3.68%	46.83%
18.0	2775.858	95.329	1234.75	3.62%	50.75%
19.0	2567.245	92.959	1327.709	3.53%	54.57%
20.0	2345.761	89.922	1417.631	3.41%	58.27%
21.0	2139.085	86.118	1503.749	3.27%	61.81%
22.0	1942.510	82.021	1585.771	3.11%	65.18%
23.0	1766.278	77.820	1663.591	2.95%	68.38%
24.0	1615.509	73.938	1737.529	2.80%	71.42%
25.0	1412.063	68.840	1806.369	2.61%	74.24%
26.0	1294.714	63.894	1870.263	2.42%	76.87%
27.0	1160.198	60.060	1930.323	2.28%	79.34%
28.0	1065.266	56.344	1986.667	2.14%	81.66%
29.0	934.867	52.329	2038.996	1.98%	83.81%
30.0	807.318	47.039	2086.035	1.78%	85.74%
31.0	690.529	41.683	2127.718	1.58%	87.45%
32.0	584.562	36.530	2164.248	1.39%	88.95%
33.0	488.419	31.610	2195.858	1.20%	90.25%
34.0	399.757	26.879	2222.737	1.02%	91.36%
35.0	315.329	22.208	2244.945	0.84%	92.27%
36.0	255.948	18.190	2263.134	0.69%	93.02%
37.0	211.043	15.231	2278.365	0.58%	93.64%

$\gamma(^{\circ})$	Average I(cd)	Zonal F(lm)	Sum F(lm)	Eff Flux(%)	Eff Sum(%)
38.0	161.999	12.452	2290.817	0.47%	94.16%
39.0	106.556	9.167	2299.983	0.35%	94.53%
40.0	93.181	6.966	2306.949	0.26%	94.82%
41.0	84.546	6.329	2313.278	0.24%	95.08%
42.0	77.287	5.880	2319.158	0.22%	95.32%
43.0	71.074	5.496	2324.653	0.21%	95.55%
44.0	65.476	5.154	2329.807	0.20%	95.76%
45.0	60.585	4.845	2334.652	0.18%	95.96%
46.0	56.371	4.574	2339.226	0.17%	96.15%
47.0	52.551	4.332	2343.558	0.16%	96.32%
48.0	49.023	4.106	2347.664	0.16%	96.49%
49.0	45.535	3.883	2351.547	0.15%	96.65%
50.0	42.705	3.679	2355.226	0.14%	96.80%
51.0	39.917	3.496	2358.722	0.13%	96.95%
52.0	37.578	3.325	2362.047	0.13%	97.08%
53.0	35.323	3.171	2365.218	0.12%	97.21%
54.0	33.357	3.027	2368.245	0.11%	97.34%
55.0	31.648	2.902	2371.147	0.11%	97.46%
56.0	30.064	2.789	2373.936	0.11%	97.57%
57.0	28.763	2.690	2376.625	0.10%	97.68%
58.0	27.400	2.597	2379.223	0.10%	97.79%
59.0	26.238	2.508	2381.73	0.10%	97.89%
60.0	25.234	2.432	2384.162	0.09%	97.99%
61.0	24.217	2.360	2386.522	0.09%	98.09%
62.0	23.318	2.291	2388.812	0.09%	98.18%
63.0	22.425	2.225	2391.037	0.08%	98.28%
64.0	21.671	2.164	2393.201	0.08%	98.36%
65.0	20.910	2.107	2395.308	0.08%	98.45%
66.0	20.197	2.051	2397.359	0.08%	98.54%
67.0	19.512	1.997	2399.356	0.08%	98.62%
68.0	18.855	1.944	2401.299	0.07%	98.70%
69.0	18.246	1.893	2403.192	0.07%	98.78%
70.0	17.644	1.843	2405.035	0.07%	98.85%
71.0	17.077	1.795	2406.83	0.07%	98.92%
72.0	16.509	1.746	2408.576	0.07%	99.00%
73.0	16.004	1.700	2410.276	0.06%	99.07%
74.0	15.506	1.657	2411.933	0.06%	99.13%
75.0	14.973	1.610	2413.543	0.06%	99.20%

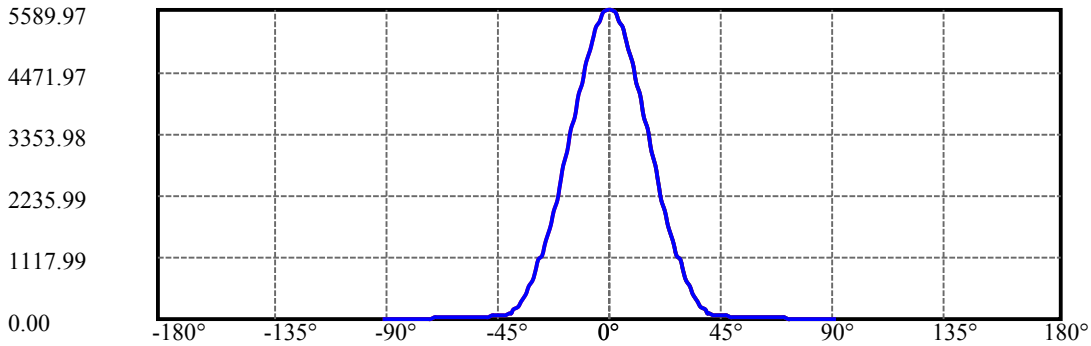
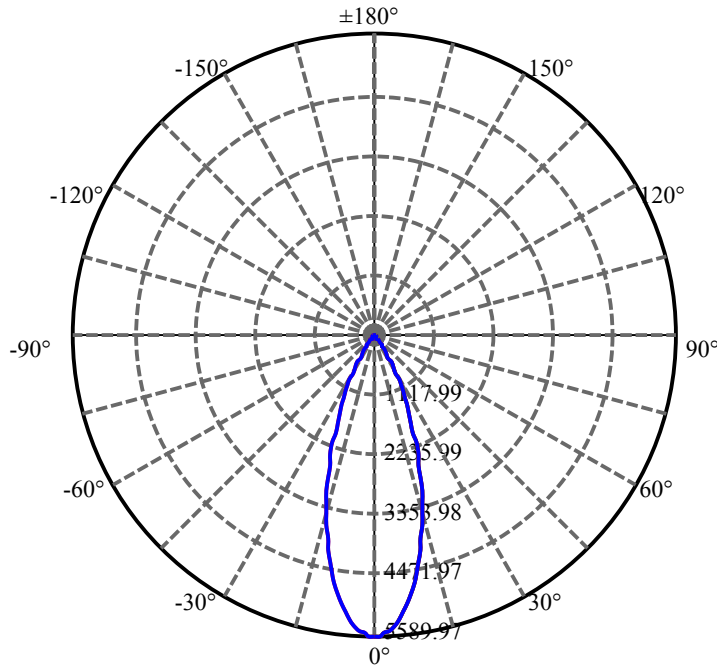
$\gamma(^{\circ})$	Average I(cd)	Zonal F(lm)	Sum F(lm)	Eff Flux(%)	Eff Sum(%)
76.0	14.496	1.564	2415.108	0.06%	99.26%
77.0	14.011	1.520	2416.628	0.06%	99.33%
78.0	13.582	1.477	2418.105	0.06%	99.39%
79.0	13.126	1.435	2419.54	0.05%	99.45%
80.0	12.724	1.394	2420.933	0.05%	99.50%
81.0	12.309	1.354	2422.287	0.05%	99.56%
82.0	11.873	1.311	2423.598	0.05%	99.61%
83.0	11.514	1.271	2424.87	0.05%	99.67%
84.0	11.202	1.238	2426.107	0.05%	99.72%
85.0	10.925	1.208	2427.315	0.05%	99.77%
86.0	10.662	1.180	2428.495	0.04%	99.82%
87.0	10.441	1.155	2429.65	0.04%	99.86%
88.0	10.227	1.132	2430.782	0.04%	99.91%
89.0	10.061	1.112	2431.894	0.04%	99.95%
90.0	9.977	1.099	2432.993	0.04%	100.00%

ZONAL LUMEN SUMMARY

Zone	Lumens	%Lamp	%Fixt
0-30	2086.03	79.12%	85.74%
0-40	2306.95	87.50%	94.82%
0-60	2384.16	90.43%	97.99%
0-90	2431.89	92.24%	99.95%
0-120	2431.89	92.24%	99.95%
0-180	2432.99	92.28%	100.00%
60-90	47.73	1.81%	1.96%
90-120	0.00	0.00%	0.00%
90-130	0.00	0.00%	0.00%
90-150	0.00	0.00%	0.00%
90-180	0.00	0.00%	0.00%
0-27.29	1946.39	73.82%	80.00%

ZONAL LUMEN SUMMARY

0-10	478.48
10-20	939.15
20-30	668.40
30-40	220.91
40-50	48.28
50-60	28.94
60-70	20.87
70-80	15.90
80-90	10.96
90-100	0.00
100-110	0.00
110-120	0.00
120-130	0.00
130-140	0.00
140-150	0.00
150-160	0.00
160-170	0.00
170-180	0.00



C0(Max): —————

C0/C180: —————

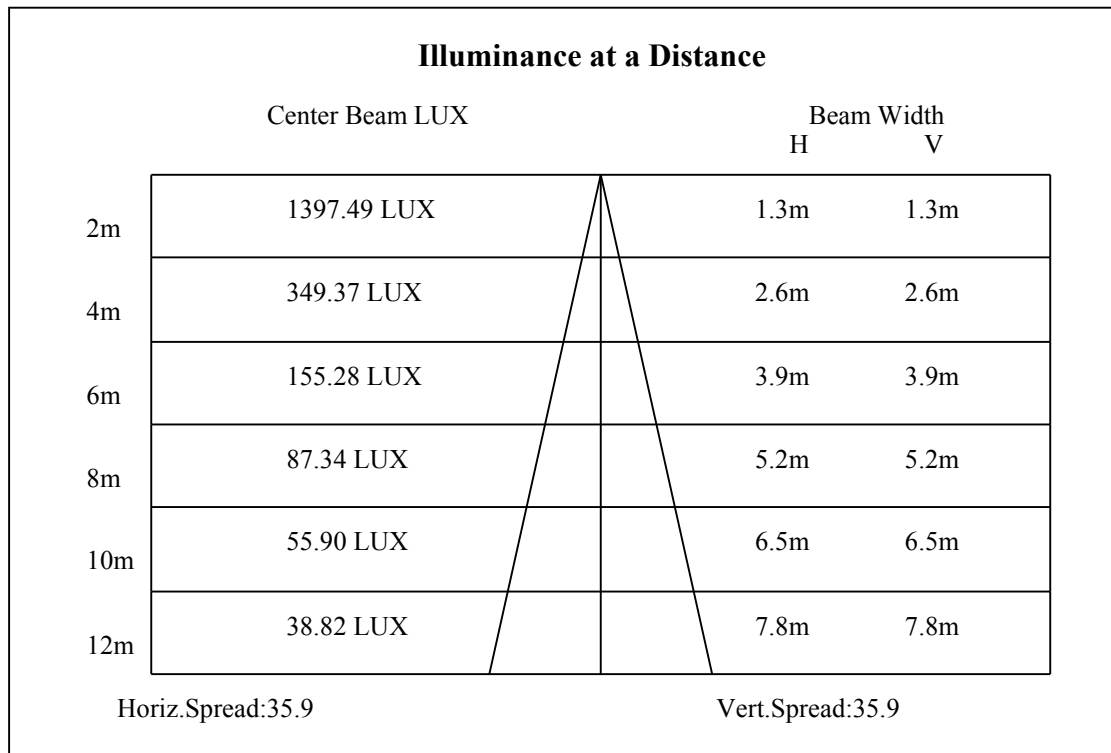
C90/C270: —————

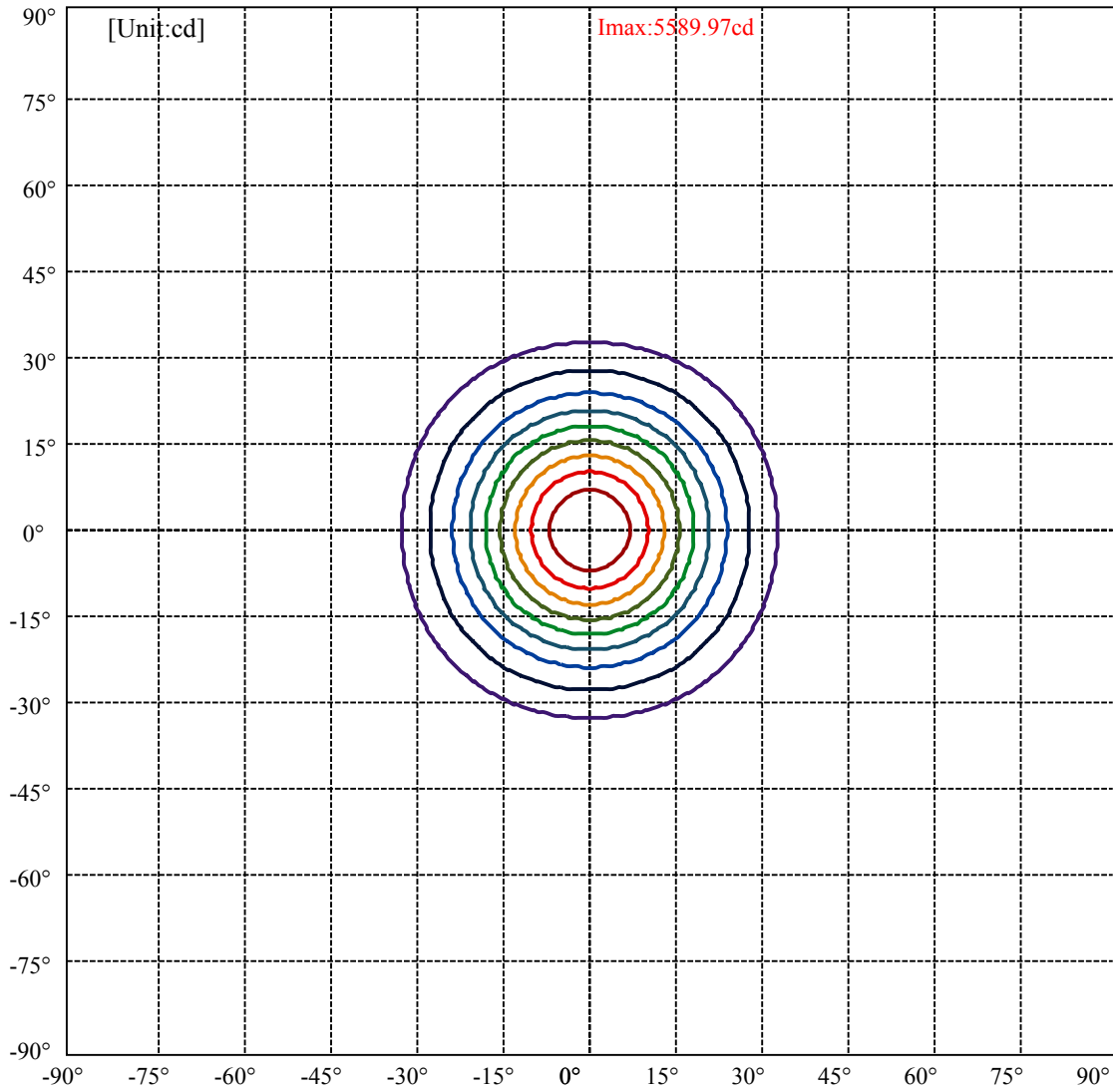
Field angle(10%Imax):C0/180Left:32.3 Right:32.3

:C90/270Left:32.3 Right:32.3

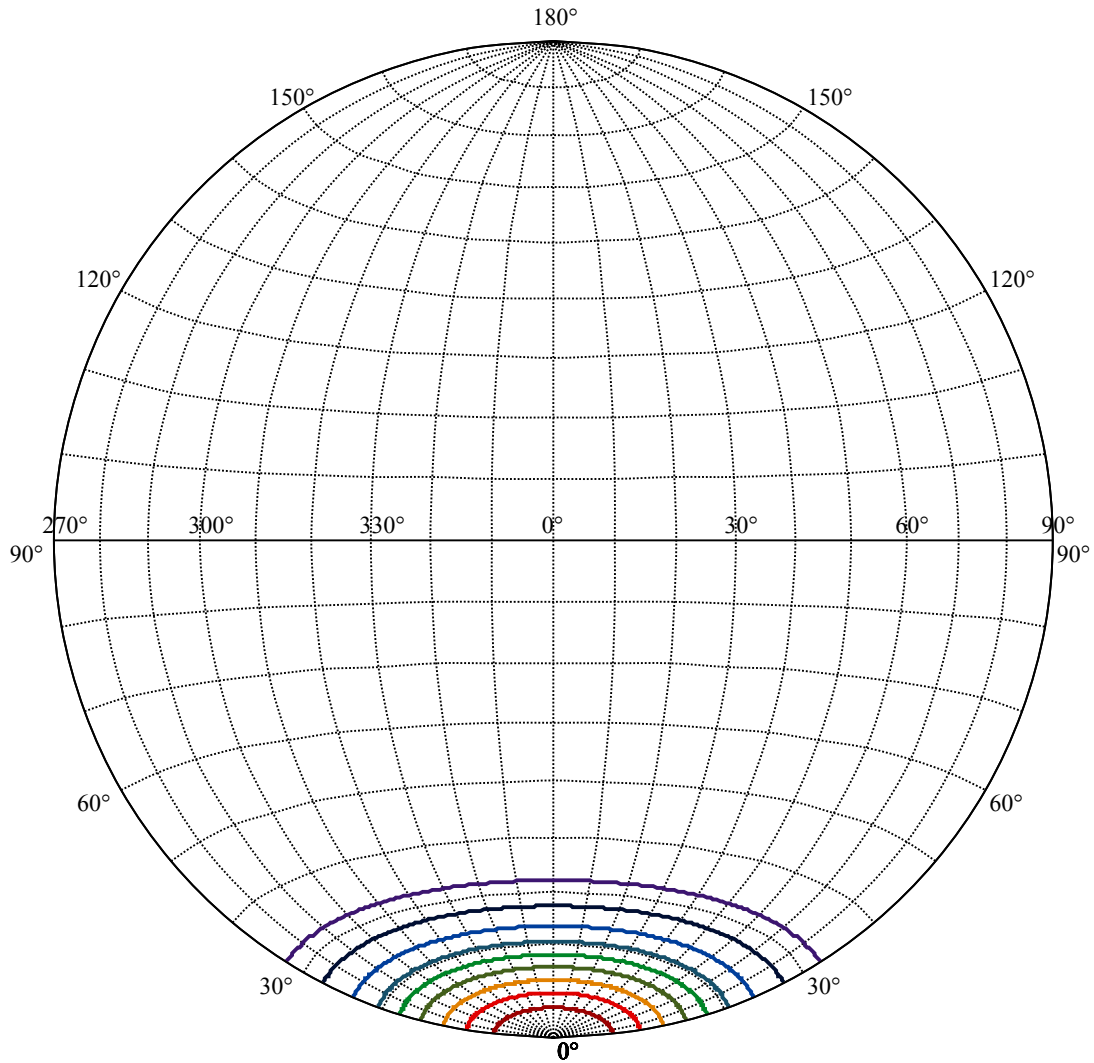
Beam Angle(50%Imax):C0/180Left:17.9 Right:17.9

:C90/270Left:17.9 Right:17.9





(10%Imax) 558.997	—
(20%Imax) 1117.99	—
(30%Imax) 1676.99	—
(40%Imax) 2235.99	—
(50%Imax) 2794.98	—
(60%Imax) 3353.98	—
(70%Imax) 3912.98	—
(80%Imax) 4471.97	—
(90%Imax) 5030.97	—



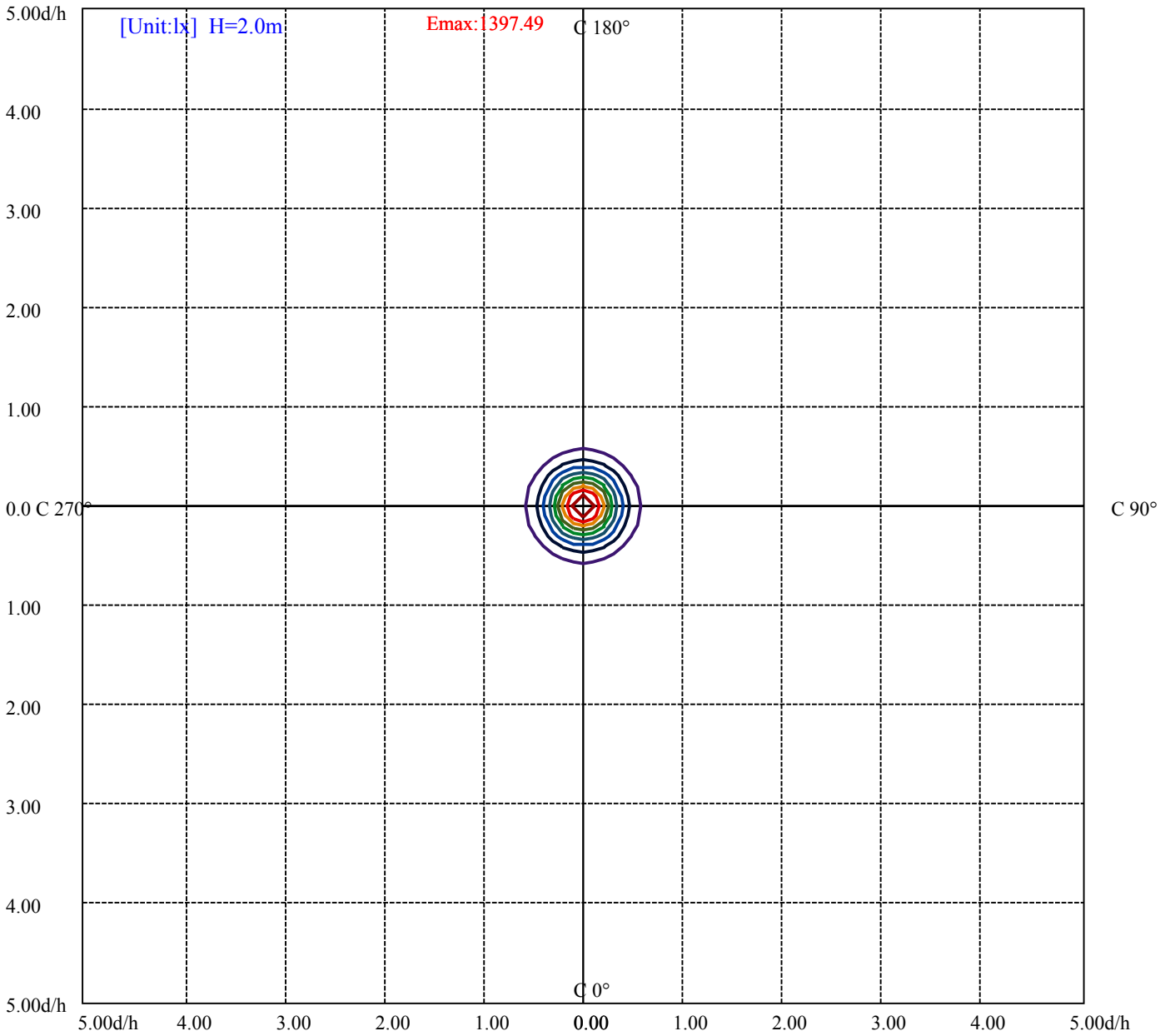
House

[Unit:cd]

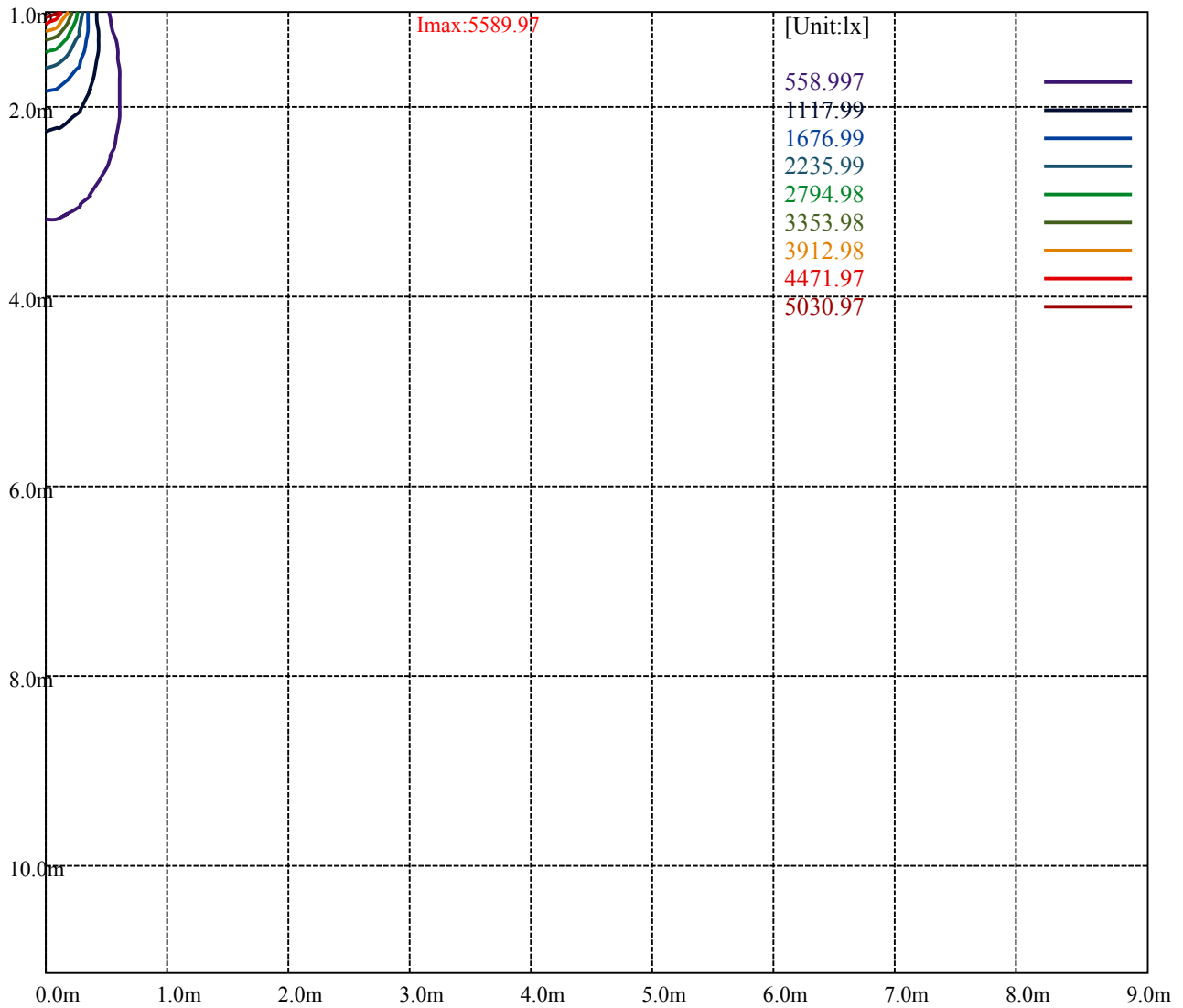
Road

Imax:5589.97

(10%Imax) 558.997	—
(20%Imax) 1117.99	—
(30%Imax) 1676.99	—
(40%Imax) 2235.99	—
(50%Imax) 2794.98	—
(60%Imax) 3353.98	—
(70%Imax) 3912.98	—
(80%Imax) 4471.97	—
(90%Imax) 5030.97	—



(10%Emax) 139.749	—
(20%Emax) 279.4975	—
(30%Emax) 419.2475	—
(40%Emax) 558.9975	—
(50%Emax) 698.745	—
(60%Emax) 838.495	—
(70%Emax) 978.2425	—
(80%Emax) 1117.993	—
(90%Emax) 1257.743	—



Luminance Table

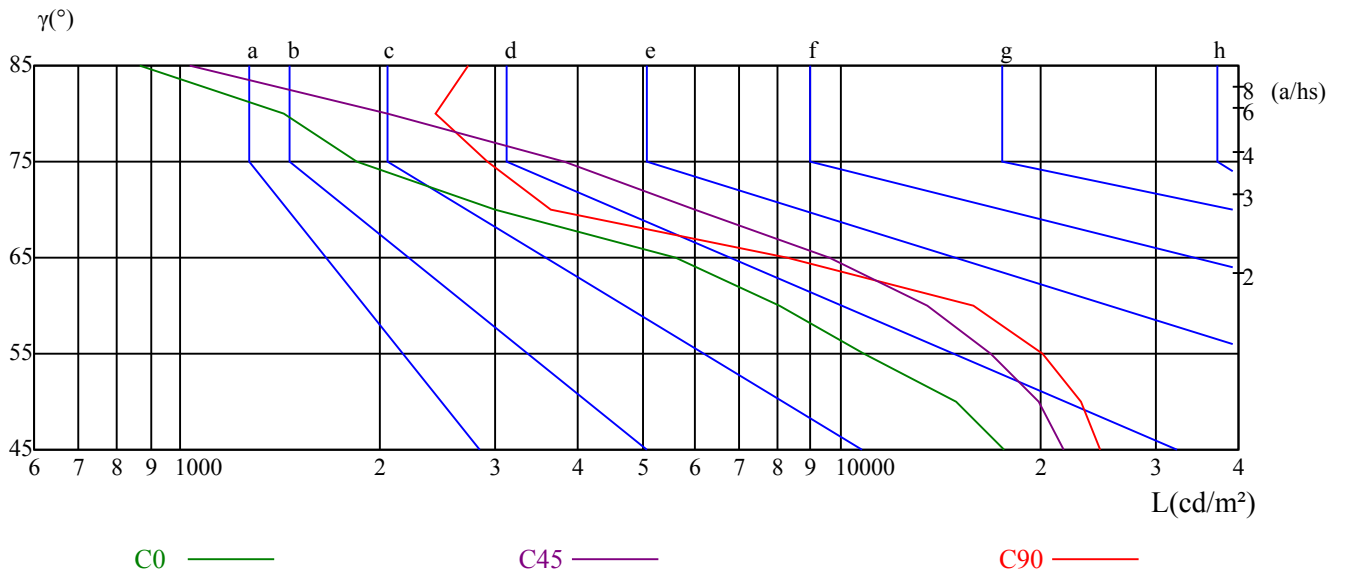
γ	45	50	55	60	65	70	75	80	85
C0	17707	14902	10843	8081	5637	2993	1851	1437	868
C45	21736	19918	16903	13532	9602	6004	3809	2064	1031
C90	24698	23118	20255	15854	8293	3645	2908	2436	2724

L(Hor)(65)	L(Ver)(65)	L45(65)	L(Hor)(75)	L(Ver)(75)	L45(75)	L(Hor)(85)	L(Ver)(85)	L45(85)
10642	10437	15758	4678	3676	7686	4962	3969	5458

Glare Table

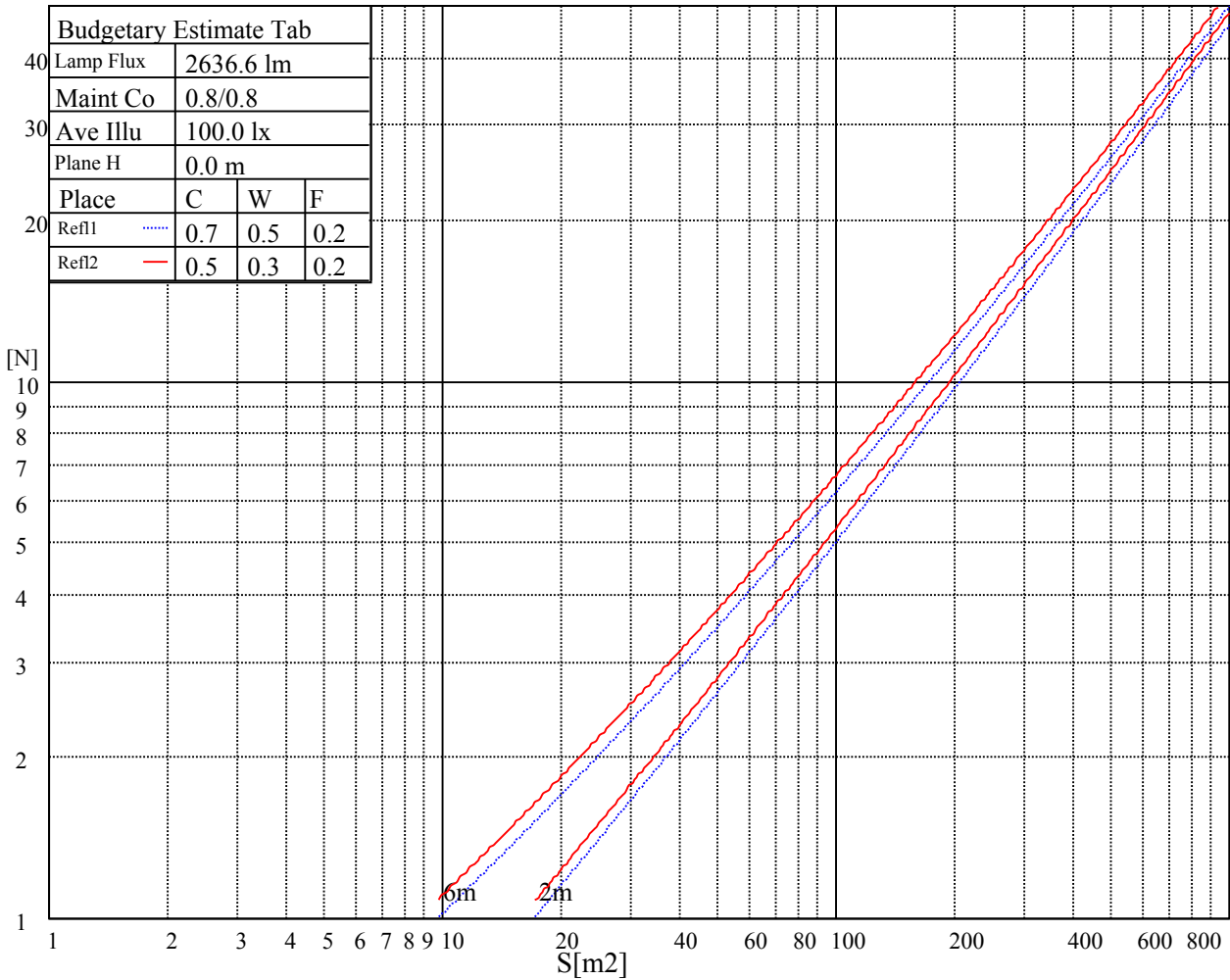
Glare	Quality	Service Values Illuminance(lx)							
1.15	A	2000	1000	500	<=300				
1.5	B		2000	1000	500	<=300			
1.85	C			2000	1000	500	<=300		
2.2	D				2000	1000	500	<=300	
2.55	E					2000	1000	500	<=300
		a	b	c	d	e	f	g	h

Luminance Limiting Curve

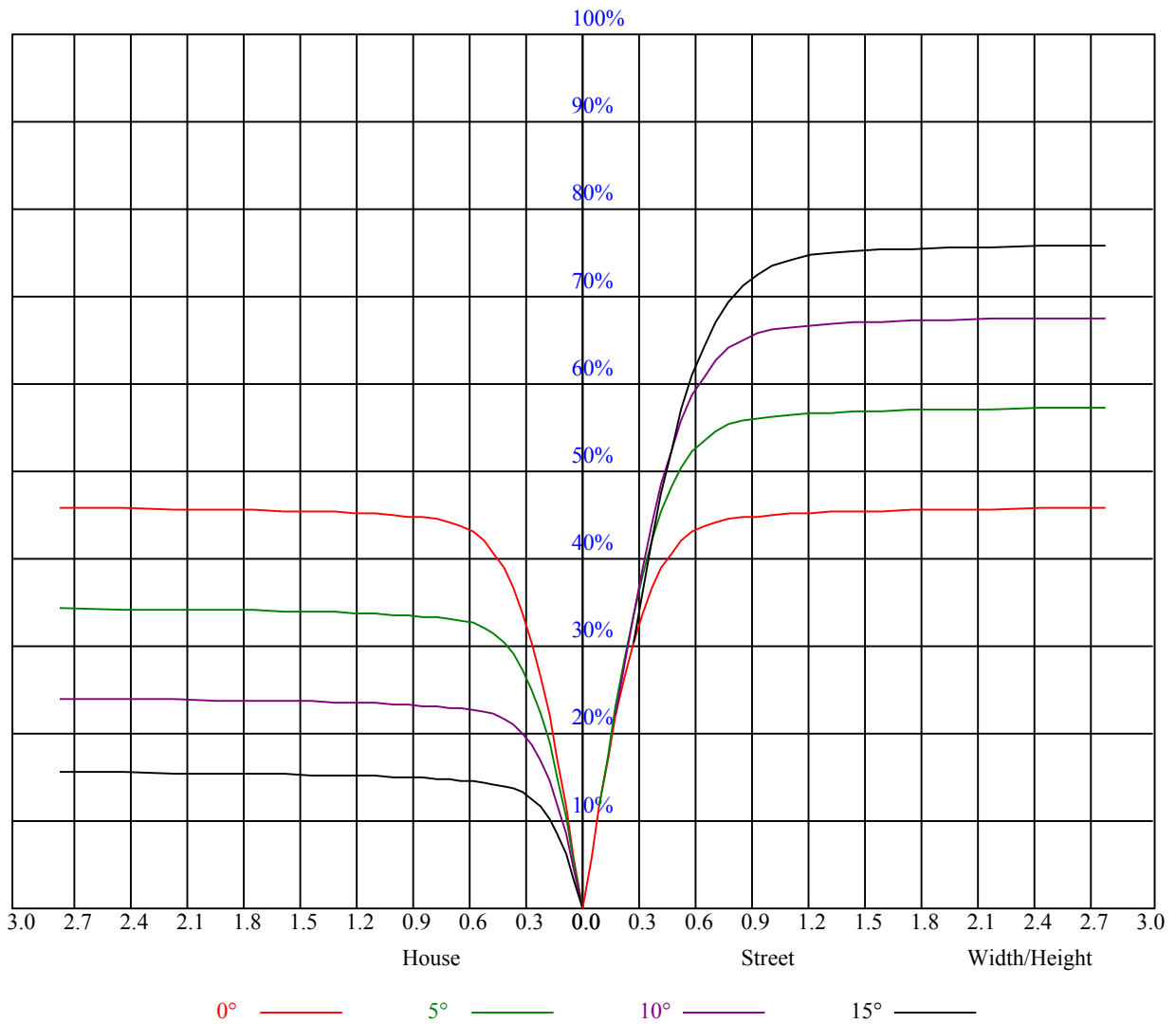


Illumination assessment according UGR											
Rf of Ceiling	70	70	50	50	30	70	70	50	50	30	
Rf of Wall	50	30	50	30	30	50	30	50	30	30	
Rf of Floor	20	20	20	20	20	20	20	20	20	20	
Room dimensions		Viewed crosswise					Viewed endwise				
X	Y										
2H	2H	非数字	非数字	非数字	非数字	非数字	非数字	非数字	非数字	非数字	
	3H	非数字	非数字	非数字	非数字	非数字	非数字	非数字	非数字	非数字	
	4H	非数字	非数字	非数字	非数字	非数字	非数字	非数字	非数字	非数字	
	6H	非数字	非数字	非数字	非数字	非数字	非数字	非数字	非数字	非数字	
	8H	非数字	非数字	非数字	非数字	非数字	非数字	非数字	非数字	非数字	
	12H	非数字	非数字	非数字	非数字	非数字	非数字	非数字	非数字	非数字	
4H	2H	非数字	非数字	非数字	非数字	非数字	非数字	非数字	非数字	非数字	
	3H	非数字	非数字	非数字	非数字	非数字	非数字	非数字	非数字	非数字	
	4H	非数字	非数字	非数字	非数字	非数字	非数字	非数字	非数字	非数字	
	6H	非数字	非数字	非数字	非数字	非数字	非数字	非数字	非数字	非数字	
	8H	非数字	非数字	非数字	非数字	非数字	非数字	非数字	非数字	非数字	
8H	12H	非数字	非数字	非数字	非数字	非数字	非数字	非数字	非数字	非数字	
	4H	非数字	非数字	非数字	非数字	非数字	非数字	非数字	非数字	非数字	
	6H	非数字	非数字	非数字	非数字	非数字	非数字	非数字	非数字	非数字	
	8H	非数字	非数字	非数字	非数字	非数字	非数字	非数字	非数字	非数字	
12H	12H	非数字	非数字	非数字	非数字	非数字	非数字	非数字	非数字	非数字	
	4H	非数字	非数字	非数字	非数字	非数字	非数字	非数字	非数字	非数字	
	6H	非数字	非数字	非数字	非数字	非数字	非数字	非数字	非数字	非数字	
	8H	非数字	非数字	非数字	非数字	非数字	非数字	非数字	非数字	非数字	
Variation with the observer position at spacings:											
S = 1.0H		非数字/非数字					非数字/非数字				
S = 1.5H		非数字/非数字					非数字/非数字				
S = 2.0H		非数字/非数字					非数字/非数字				
Standard tables:		BK0					BK0				
Uncorrected UGR		负无穷大					负无穷大				

UGR calculation is based on CIE Publ. 117 ,S/H = 0.25



RHOCC	80			70			50			30			10			0
RHOW	50	30	10	50	30	10	50	30	10	50	30	10	50	30	10	0
RCR	COEFFICIENTS OF UTILIZATION RHOF=20 CU															
0	1.10	1.10	1.10	1.07	1.07	1.07	1.03	1.03	1.03	0.98	0.98	0.98	0.94	0.94	0.94	0.92
1	1.03	1.01	0.99	1.01	0.99	0.97	0.97	0.95	0.94	0.94	0.92	0.91	0.90	0.90	0.89	0.87
2	0.97	0.93	0.90	0.95	0.92	0.89	0.92	0.89	0.87	0.89	0.87	0.85	0.87	0.85	0.84	0.82
3	0.91	0.87	0.84	0.90	0.86	0.83	0.87	0.84	0.82	0.85	0.83	0.80	0.83	0.81	0.79	0.78
4	0.86	0.82	0.78	0.85	0.81	0.78	0.83	0.80	0.77	0.82	0.79	0.76	0.80	0.77	0.75	0.74
5	0.82	0.77	0.74	0.81	0.77	0.73	0.80	0.76	0.73	0.78	0.75	0.72	0.77	0.74	0.72	0.70
6	0.78	0.73	0.70	0.77	0.73	0.70	0.76	0.72	0.69	0.75	0.71	0.69	0.74	0.71	0.68	0.67
7	0.75	0.70	0.66	0.74	0.69	0.66	0.73	0.69	0.66	0.72	0.68	0.66	0.71	0.68	0.65	0.64
8	0.71	0.67	0.63	0.71	0.66	0.63	0.70	0.66	0.63	0.69	0.65	0.63	0.68	0.65	0.62	0.61
9	0.68	0.64	0.60	0.68	0.63	0.60	0.67	0.63	0.60	0.66	0.63	0.60	0.66	0.62	0.60	0.59
10	0.66	0.61	0.58	0.65	0.61	0.58	0.64	0.60	0.58	0.64	0.60	0.57	0.63	0.60	0.57	0.56



Intensity data(cd)

C/γ(°)	0.0	1.0	2.0	3.0	4.0	5.0	6.0	7.0	8.0
0.0	5580.14	5533.09	5468.88	5392.49	5260.20	5140.63	5003.36	4854.46	4688.95
45.0	5597.85	5565.75	5519.25	5448.95	5342.12	5238.06	5121.81	4987.30	4794.12
90.0	5569.07	5510.95	5450.06	5370.90	5236.95	5110.19	4941.36	4783.05	4604.81
135.0	5612.80	5590.10	5558.00	5471.09	5383.64	5282.34	5138.97	5001.70	4858.88
180.0	5580.14	5603.39	5589.55	5551.36	5486.04	5404.12	5275.14	5166.65	5024.39
225.0	5597.85	5587.89	5549.14	5486.04	5407.99	5291.75	5174.40	5042.10	4900.95
270.0	5569.07	5604.50	5601.73	5563.53	5519.81	5434.01	5346.55	5214.81	5092.48
315.0	5612.80	5606.71	5571.28	5511.50	5438.44	5348.76	5200.42	5070.89	4926.97
360.0	5580.14	5533.09	5468.88	5392.49	5260.20	5140.63	5003.36	4854.46	4688.95
C/γ(°)	9.0	10.0	11.0	12.0	13.0	14.0	15.0	16.0	17.0
0.0	4464.77	4273.80	4032.45	3834.29	3643.32	3401.98	3202.15	2994.57	2732.75
45.0	4624.74	4448.16	4258.30	4021.94	3825.99	3638.89	3441.83	3192.19	2985.16
90.0	4424.36	4170.84	3974.89	3775.61	3581.88	3339.98	3141.26	2942.54	2737.18
135.0	4634.15	4452.03	4253.32	4000.35	3801.63	3601.80	3406.41	3161.74	2959.70
180.0	4837.85	4672.34	4493.00	4294.28	4053.49	3854.22	3657.71	3456.78	3222.08
225.0	4690.61	4518.46	4330.26	4143.72	3949.42	3708.08	3510.47	3255.84	3054.36
270.0	4946.34	4785.26	4569.38	4378.97	4188.00	3943.89	3748.49	3487.77	3296.81
315.0	4714.41	4533.96	4291.51	4098.33	3897.39	3653.28	3457.88	3260.27	3059.34
360.0	4464.77	4273.80	4032.45	3834.29	3643.32	3401.98	3202.15	2994.57	2732.75
C/γ(°)	18.0	19.0	20.0	21.0	22.0	23.0	24.0	25.0	26.0
0.0	2532.93	2324.24	2129.40	1903.00	1736.39	1589.70	1450.21	1073.36	1073.36
45.0	2728.88	2521.85	2317.05	2072.94	1894.70	1734.17	1589.70	1419.76	1291.90
90.0	2483.66	2280.51	2091.76	1874.22	1715.91	1533.24	1403.16	1091.79	1091.79
135.0	2756.55	2555.07	2302.10	2111.13	1934.55	1738.05	1595.24	1432.50	1309.06
180.0	3015.61	2805.82	2545.66	2353.58	2112.24	1920.71	1767.39	1624.02	1454.64
225.0	2789.21	2576.65	2372.40	2174.79	1945.62	1781.22	1633.43	1495.60	1248.17
270.0	3099.75	2882.76	2619.28	2430.52	2235.68	2031.42	1831.60	1674.94	1527.15
315.0	2800.28	2591.05	2388.45	2192.50	1965.00	1801.70	1653.36	1484.53	1361.64
360.0	2532.93	2324.24	2129.40	1903.00	1736.39	1589.70	1450.21	1073.36	1073.36
C/γ(°)	27.0	28.0	29.0	30.0	31.0	32.0	33.0	34.0	35.0
0.0	1040.48	890.25	778.60	675.48	556.19	471.39	394.01	301.73	235.03
45.0	1169.01	1045.02	895.01	784.86	680.24	562.34	474.32	392.40	298.30
90.0	1002.40	888.04	778.66	670.55	544.85	452.57	365.94	287.12	206.25
135.0	1185.62	1057.20	903.87	790.95	687.44	590.01	480.97	397.38	319.33
180.0	1338.39	1218.28	1086.54	926.56	810.32	702.94	603.30	495.91	418.97
225.0	1091.46	1091.46	963.82	813.03	707.31	607.56	495.41	412.38	317.62
270.0	1372.71	1250.38	1121.41	968.08	846.30	701.27	595.55	499.23	410.11
315.0	1081.50	1081.50	951.03	829.03	691.59	588.41	497.85	411.89	317.01
360.0	1040.48	890.25	778.60	675.48	556.19	471.39	394.01	301.73	235.03
C/γ(°)	36.0	37.0	38.0	39.0	40.0	41.0	42.0	43.0	44.0
0.0	178.07	133.62	102.63	92.99	85.52	78.66	71.41	66.37	60.83
45.0	280.03	199.16	118.35	99.42	91.33	82.48	76.17	70.58	65.98
90.0	156.60	120.06	96.43	88.34	79.27	72.90	67.20	62.49	57.12
135.0	283.36	283.36	123.44	97.70	89.40	82.14	73.95	68.42	63.55
180.0	343.14	286.68	286.68	127.65	102.85	92.77	85.19	76.66	70.91
225.0	248.98	187.21	138.66	105.50	94.38	86.91	79.93	72.40	66.70
270.0	308.82	290.55	290.55	134.73	108.11	93.44	85.91	79.10	71.57
315.0	248.59	187.70	139.27	106.11	94.60	87.07	78.55	72.57	67.14
360.0	178.07	133.62	102.63	92.99	85.52	78.66	71.41	66.37	60.83

Intensity data(cd)

C/γ(°)	45.0	46.0	47.0	48.0	49.0	50.0	51.0	52.0	53.0
0.0	56.79	53.14	48.93	45.89	43.01	39.97	37.75	35.76	33.82
45.0	60.67	56.90	53.42	50.10	46.33	43.56	40.52	38.25	36.26
90.0	53.42	49.87	46.61	43.07	40.41	38.08	35.48	33.60	31.88
135.0	58.29	54.52	50.98	47.60	43.78	41.02	38.69	36.42	33.99
180.0	65.65	61.22	56.24	52.70	49.21	46.28	42.73	40.35	37.47
225.0	62.16	57.07	53.47	49.93	46.00	43.07	40.52	37.47	35.43
270.0	66.20	60.72	56.74	53.19	48.88	45.83	43.01	40.52	37.53
315.0	61.50	57.51	54.03	49.71	46.66	43.84	40.63	38.25	36.20
360.0	56.79	53.14	48.93	45.89	43.01	39.97	37.75	35.76	33.82
C/γ(°)	54.0	55.0	56.0	57.0	58.0	59.0	60.0	61.0	62.0
0.0	31.83	30.33	28.95	27.73	26.35	25.35	24.41	23.36	22.53
45.0	33.99	32.49	31.00	29.72	28.12	27.01	26.02	24.96	23.86
90.0	30.06	28.67	27.18	26.07	25.08	24.13	23.36	22.36	21.64
135.0	32.33	30.83	29.12	27.84	26.46	25.41	24.47	23.64	22.64
180.0	35.48	33.71	31.72	30.39	29.12	27.68	26.63	25.63	24.69
225.0	33.49	31.44	30.00	28.73	27.57	26.18	25.24	24.24	23.47
270.0	35.48	33.60	31.99	30.50	28.89	27.68	26.29	25.30	24.36
315.0	34.21	32.11	30.56	29.12	27.62	26.46	25.46	24.24	23.36
360.0	31.83	30.33	28.95	27.73	26.35	25.35	24.41	23.36	22.53
C/γ(°)	63.0	64.0	65.0	66.0	67.0	68.0	69.0	70.0	71.0
0.0	21.59	20.92	20.26	19.60	18.82	18.27	17.71	17.16	16.55
45.0	23.03	22.25	21.37	20.70	19.98	19.21	18.60	17.99	17.27
90.0	20.98	20.37	19.60	18.99	18.32	17.77	17.21	16.66	16.16
135.0	21.86	21.20	20.54	19.76	19.15	18.60	17.99	17.33	16.83
180.0	23.69	22.86	22.14	21.37	20.54	19.87	19.10	18.54	17.93
225.0	22.42	21.70	20.81	20.15	19.54	18.76	18.21	17.60	17.16
270.0	23.25	22.47	21.70	20.81	20.15	19.54	18.93	18.21	17.60
315.0	22.58	21.59	20.87	20.20	19.60	18.82	18.21	17.66	17.10
360.0	21.59	20.92	20.26	19.60	18.82	18.27	17.71	17.16	16.55
C/γ(°)	72.0	73.0	74.0	75.0	76.0	77.0	78.0	79.0	80.0
0.0	16.05	15.55	15.06	14.50	14.12	13.56	13.12	12.73	12.29
45.0	16.77	16.27	15.72	15.11	14.67	14.23	13.78	13.23	12.84
90.0	15.72	15.17	14.72	14.28	13.89	13.34	13.01	12.62	12.23
135.0	16.22	15.72	15.28	14.72	14.28	13.89	13.51	13.01	12.68
180.0	17.27	16.72	16.22	15.72	15.11	14.67	14.23	13.78	13.23
225.0	16.50	16.00	15.55	15.06	14.45	14.06	13.62	13.12	12.79
270.0	17.10	16.61	16.00	15.50	15.00	14.45	14.00	13.45	13.06
315.0	16.44	16.00	15.50	14.89	14.45	13.89	13.40	13.06	12.68
360.0	16.05	15.55	15.06	14.50	14.12	13.56	13.12	12.73	12.29
C/γ(°)	81.0	82.0	83.0	84.0	85.0	86.0	87.0	88.0	89.0
0.0	11.90	11.51	11.24	10.96	10.74	10.52	10.24	10.07	9.96
45.0	12.45	11.96	11.51	11.24	10.90	10.68	10.46	10.24	10.07
90.0	11.73	11.40	11.07	10.85	10.63	10.41	10.19	10.02	9.96
135.0	12.23	11.79	11.46	11.07	10.85	10.57	10.41	10.13	9.91
180.0	12.84	12.40	12.01	11.57	11.24	10.96	10.74	10.46	10.30
225.0	12.40	11.96	11.57	11.29	11.02	10.74	10.57	10.35	10.13
270.0	12.68	12.23	11.79	11.51	11.18	10.85	10.57	10.35	10.13
315.0	12.23	11.73	11.46	11.13	10.85	10.57	10.35	10.19	10.02
360.0	11.90	11.51	11.24	10.96	10.74	10.52	10.24	10.07	9.96

Intensity data(cd)

C/ γ (°)	90.0
0.0	10.02
45.0	10.02
90.0	9.96
135.0	9.91
180.0	10.07
225.0	9.96
270.0	9.96
315.0	9.91
360.0	10.02